

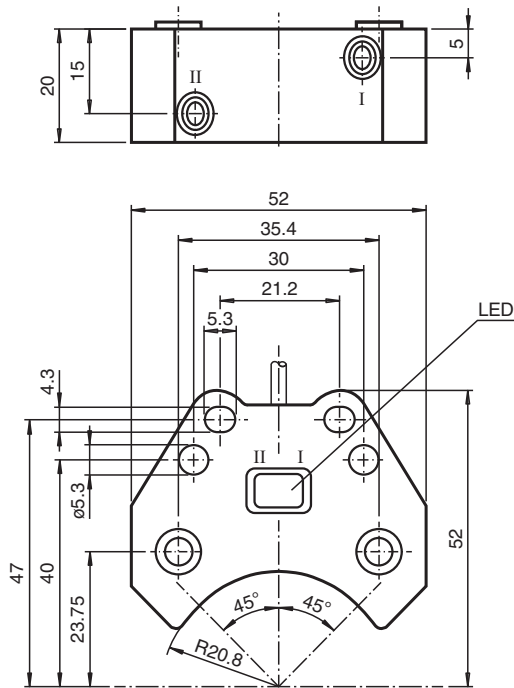
Inductive sensor

NCN3-F25-N4-0,14

- Direct mounting on standard actuators
- ATEX & IECEx certifications



Dimensions



Technical Data

General specifications

Switching function	2 x normally closed (NC)	
Output type	NAMUR	
Rated operating distance	s_n	3 mm
Installation	flush mountable	
Assured operating distance	s_a	0 ... 2.43 mm
Actual operating distance	s_r	2.7 ... 3.3 mm typ.
Reduction factor r_{AI}	0.52	
Reduction factor r_{Cu}	0.43	
Reduction factor r_{304}	0.86	

Release date: 2023-01-25 Date of issue: 2023-01-25 Filename: 70133349_eng.pdf

Refer to "General Notes Relating to Pepperl+Fuchs Product Information".

Pepperl+Fuchs Group
www.pepperl-fuchs.com

USA: +1 330 486 0001
fa-info@us.pepperl-fuchs.com

Germany: +49 621 776 1111
fa-info@de.pepperl-fuchs.com

Singapore: +65 6779 9091
fa-info@sg.pepperl-fuchs.com

PF PEPPERL+FUCHS

Technical Data

Reduction factor r_{S137}		1
Reduction factor r_{Brass}		0.54
Output type		2-wire
Nominal ratings		
Nominal voltage	U_o	8.2 V (R_i approx. 1 k Ω)
Switching frequency	f	0 ... 1500 Hz
Hysteresis	H	typ. 5 %
Reverse polarity protection		reverse polarity protected
Short-circuit protection		yes
Suitable for 2:1 technology		yes , Reverse polarity protection diode not required
Current consumption		
Measuring plate not detected		≥ 3 mA
Measuring plate detected		≤ 1 mA
Time delay before availability	t_v	≤ 1 ms
Switching state indicator		LED, yellow
Functional safety related parameters		
MTTF _d		1010 a
Mission Time (T_M)		20 a
Diagnostic Coverage (DC)		0 %
Compliance with standards and directives		
Standard conformity		
NAMUR		EN 60947-5-6:2000 IEC 60947-5-6:1999
Electromagnetic compatibility		NE 21:2007
Standards		EN 60947-5-2:2007 EN 60947-5-2/A1:2012 IEC 60947-5-2:2007 IEC 60947-5-2 AMD 1:2012
Approvals and certificates		
IECEX approval		
Equipment protection level Ga		IECEX TUN 17.0021X
Equipment protection level Gb		IECEX TUN 17.0021X
Equipment protection level Da		IECEX TUN 17.0021X
Equipment protection level Mb		IECEX TUN 17.0021X
ATEX approval		
Equipment protection level Ga		TÜV 99 ATEX 1479 X
Equipment protection level Gb		TÜV 99 ATEX 1479 X
Equipment protection level Da		TÜV 99 ATEX 1479 X
UL approval		
Ordinary Location		E87056
Hazardous Location		E501628
Control drawing		116-0456
CCC approval		
Hazardous Location		2020322315002262
NEPSI approval		
NEPSI certificate		GYJ19.1410X
Ambient conditions		
Ambient temperature		-25 ... 100 °C (-13 ... 212 °F)
Storage temperature		-40 ... 100 °C (-40 ... 212 °F)
Mechanical specifications		
Connection type		cable
Housing material		PBT
Sensing face		PBT
Degree of protection		IP67

Release date: 2023-01-25 Date of issue: 2023-01-25 Filename: 70133349_eng.pdf

Refer to "General Notes Relating to Pepperl+Fuchs Product Information".

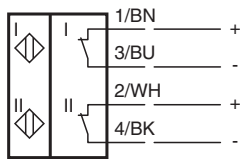
Pepperl+Fuchs Group
www.pepperl-fuchs.comUSA: +1 330 486 0001
fa-info@us.pepperl-fuchs.comGermany: +49 621 776 1111
fa-info@de.pepperl-fuchs.comSingapore: +65 6779 9091
fa-info@sg.pepperl-fuchs.com

PEPPERL+FUCHS





Technical Data

Cable		
Cable diameter		3 mm ± 0.3 mm
Bending radius		> 10 x cable diameter
Material		PVC
Core cross section		0.14 mm ²
Length	L	180 mm
Mass		44 g
Tightening torque, fastening screws		M5 x 25 : 2.7 Nm
Note		Installation in housing
General information		
Use in the hazardous area		see instruction manuals

Connection



Accessories

	BT32	Activator for F25 series
	BT32XAS	Activator for F25 series
	BT33	Activator for F25 series
	BT34	Activator for F25 series

Release date: 2023-01-25 Date of issue: 2023-01-25 Filename: 70133349_eng.pdf